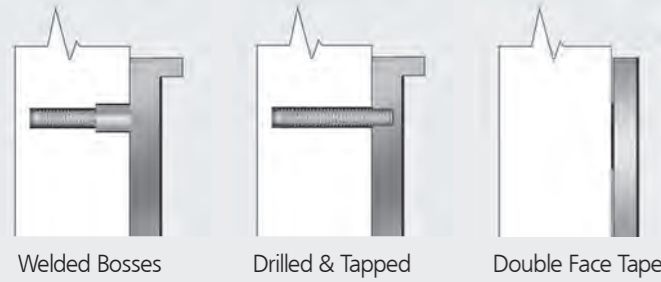


Plaques, Markers & Etchings Specifications Guide

Metal Plaques

Available in Blind Mount (no mounting hardware visible), Through Hole Mount (screw heads or screw heads with rosettes visible), or Stake & Post Mounts.

(Type A) Blind Mount



Welded Bosses Drilled & Tapped Double Face Tape

(Type B) Solid Wall Mount



Solid Wall Hollow Wall Wood Wall

(Type E) Stake Mount



(Type F) Post Mount




Integral Post Cap

Acid Etched Plaques

Available in thicknesses of 1/16", 1/8", 3/16" and 1/4". Multi-color painting, photo-etching, complex line art and polishing also available.

STAINLESS STEEL	BRONZE	BRASS	COPPER
Alloy C304 Optional Alloy 316 36" x 72" maximum	Alloy C22000 36" x 72" maximum	Naval Brass C46400 36" x 72" maximum	Alloy C11000 40" x 60" maximum

Acid Etched Plaques



The standard on all Acid Etched Plaques is recessed text and graphics that are paint filled.

Recessed vs. Raised




When raised text or graphics is specified, the background will be painted, leaving the text or graphics in the alloy color.

Metal Plaques

Available in the standard 7" x 8.5" x .25" or 6" x 8" x .25" with a stipple or sand background or in your own custom design. All copy (standard lettering and Grade 2 Braille) and border is raised from the background. Lettering is raised .05" while Braille is raised .031".



Stock ADA



ADA with Changeable Name Plate



Custom ADA



Wayfinding with Giclée

Customization in both color and design.

Unlike other ADA compliant products – Gemini's patent pending process does not use loose beads for the braille component.

Metal Plaques

Rosettes are decorative covers, designed to conceal mounting screw heads used to mount bronze and aluminum plaques. Rosettes are available in various sizes, materials, finishes and types. Bronze rosettes with highlights have been oxidized, while aluminum rosettes with highlights are painted to match the plaque background. Screw heads can also be painted to match plaque background colors.

Rosettes

R-1



1/2", 3/4", 1" & 1-1/2"

R-2



1/2", 3/4", 1" & 1-1/2"

R-3



1/2", 3/4", 1" & 1-1/2"

R-4



1" & 1-1/2"

R-5



1/2", 3/4", 1" & 1-1/2"

R-6



1/2", 3/4", 1" & 1-1/2"

R-7



1" & 1-1/2"

Laser Engraved Plaques



Laser Engraved on Polished Gold Anodized Aluminum

Anodized Aluminum & Granite



Laser Engraved on Black Granite

Metal Plaques

For use in wayfinding, these all metal panels have your 1200 dpi full color image printed on aluminum, brass, bronze or stainless steel. Simply choose your material, thickness, shape, and supply a high quality image. These high-end panels come with a vandal resistant clear coat that protects the image. These products are warranted for interior use, although they will last under most moderate weathering conditions.



Giclée



Cast

Etched / Engraved

Giclée

Available through authorized resellers only

www.buygemini.com

Project:

Name:



Metal Plaques **Materials** **Metal Plaques** **Background Colors** **Metal Plaques** **Portrait Options** **Metal Plaques** **Typestyles**

All plaques are made using materials of the highest quality alloys. Whether lead- and mercury-free bronze, high-grade aluminum or lead-free brass. We cast metal plaques up to 15' single dimension to make a lasting impression. All metal plaques come with a LIFETIME GUARANTEE.

Shown are 4 standard painted colors. 45 additional colors are available along with custom color matching capabilities.

Below are the most common portrait options available. The quality of the image you provide affects the final product.

Below are some of the most common typestyles seen on plaques today. You can choose from these or any standard typestyle.

Metal Plaques

ALUMINUM
Alloy 5052


BRONZE
Alloy 22000/Navy G

BRASS
Alloy C46400

Background Colors

Black Dark Oxide Brown Duranodic Bronze

Bas Relief
Solid cast dimensional metal portrait attached to any cast plaque. Standard overall height of 6" to 12" with a finished depth of 3/4" to 1".



Portrait Options

Times New Roman
Arial
Lucida Calligraphy

Helvetica
Bookman Old Style
Optima

Metal Plaques

Background Textures

Leatherette Stipple Sand

Metal Plaques


Specialty Finishes

Specialty finishes that provide a classic look. Patina and Oxidized finishes are available in Bronze alloys only, Flash Bronze is an aluminum alloy treated to look like bronze.

GREEN TURQUOISE VERDE

Green Patina Turquoise Patina Verde Patina

Acid Etched or Laser Engraved
Available in stainless steel, bronze, brass, copper and granite.



Metal Plaques

Custom Borders

Jewel Ivy Adam Greek Key

Many others also available.

Metal Plaques

Borders

NO BORDER

SINGLE LINE
Letter Depth = .0625"

INSET SINGLE LINE
.25" .125"


Metal Plaques

Polished Finishes

DARK OXIDIZED LIGHT OXIDIZED ALUMINUM

Dark Oxidized Light Oxidized Flash Bronze Interior Applications Only

Oval, Round & Rectangular Ceramic Inserts
A photograph is scanned at high resolution and a digital transfer is produced and applied to the blank. A clear glaze is applied over this transfer and the insert is fired in a kiln, creating a permanent ceramic image guaranteed not to fade.



Metal Plaques

Military Seals

Produce any official insignia in either bronze or aluminum. Available sizes include 10", 12", 14", 16", 18", 24", 30", 36", 40", 48" and 60" diameters. In addition, cast aluminum seals are available in extended sizes up to 8 feet in diameter.

Official armed forces insignia are produced in solid bronze or aluminum with blind mount screw holes (Studs included).

Choose from Army, Navy, Air Force, Marines, Coast Guard, Canadian Forces and Merchant Marines.

Metal Plaques

Borders

NO BORDER

SINGLE LINE BEVEL
.187" | .187"

SINGLE LINE WIDE BEVEL
.5" .25"

DOUBLE LINE BEVEL
.25" .15" .15"


Metal Plaques

Clear Coats

ALUMINUM BRONZE BRASS

Aluminum will not have a mirror polish, but a bright reflective finish.

Flat Relief
An alternative to the expense and time-consuming process of a bas-relief plaque, Flat Relief plaques are able to reproduce a two-dimensional casting that is attached to an architectural or cast plaque.



Military Seals



Metal Plaques

Clear Coats

Gloss Semi-Gloss Matte

Gloss is Standard on Polished Finishes. Semi-Gloss is Standard on Brushed Finishes.

Metal Plaques

Clear Coats

Gloss Semi-Gloss Matte

Gloss is Standard on Polished Finishes. Semi-Gloss is Standard on Brushed Finishes.

PhotoRelief™
A seamless blend of casting and photography, PhotoRelief™ is perfectly suited for unique signage, historical markers, or any plaque that tells a story with words and pictures.



Military Seals

